

XN184BP

Monocrystalline X-Cells

Bifacial Solar Cell - Aquila 2.PB

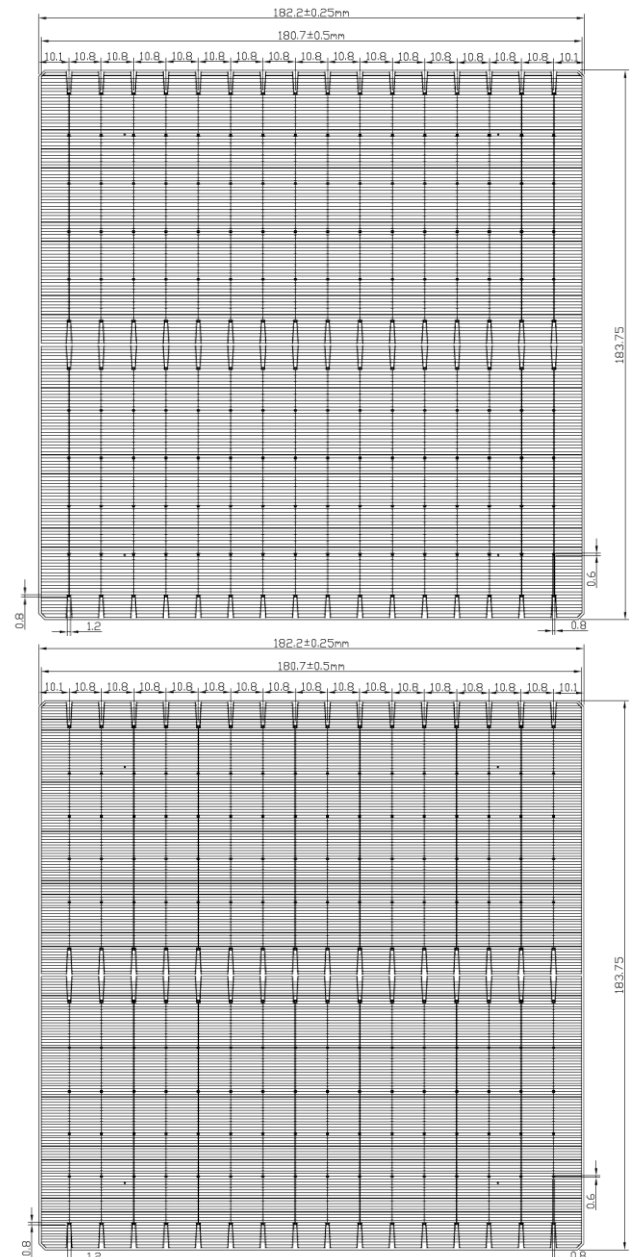
Dimension	182.2 mm x 183.75 mm ± 1%
Thickness (Si)	130 ± 30 μm
Front	Anisotropically texturized surface and dark silicon nitride anti-reflection coatings 0.06±0.05 mm silver busbars
Back	Polished surface and dark silicon nitride anti-reflection coatings 1.2±0.15 mm silver busbars with discontinuous soldering pads

► Features

- High conversion efficiencies resulting in superior power output performance
- No light induced degradation (LID)
- Outstanding power output even in low light or high temperature conditions
- Optimized design for ease of soldering and lamination
- Long-term stability, reliability and performance
- Low breakage rate
- Uniform color

► Production and Quality Control

- Precision cell efficiency sorting procedures
- Stringent criteria for color uniformity and appearance
- Reverse current and shunt resistance screening
- ISO 9001, ISO 14001, and ISO 45001 certificated



* See the reverse side for more detail

Electrical Performance

Efficiency Code		259	258	257	256	255	254
Efficiency	Eff (%)	25.90	25.80	25.70	25.60	25.50	25.40
Power	P_{pm} (W)	8.67	8.64	8.60	8.57	8.53	8.50
Max. Power Current	I_{pm} (A)	13.30	13.29	13.27	13.27	13.26	13.24
Short Circuit Current	I_{sc} (A)	13.89	13.89	13.89	13.88	13.88	13.87
Max. Power Voltage	V_{pm} (V)	0.654	0.650	0.648	0.646	0.644	0.642
Open Circuit Voltage	V_{oc} (V)	0.742	0.741	0.739	0.738	0.738	0.737

Efficiency Code		253	252	251	250	249	248
Efficiency	Eff (%)	25.30	25.20	25.10	25.00	24.90	24.80
Power	P_{pm} (W)	8.47	8.43	8.40	8.37	8.33	8.30
Max. Power Current	I_{pm} (A)	13.24	13.23	13.23	13.22	13.20	13.20
Short Circuit Current	I_{sc} (A)	13.87	13.87	13.87	13.87	13.86	13.86
Max. Power Voltage	V_{pm} (V)	0.640	0.637	0.638	0.633	0.631	0.629
Open Circuit Voltage	V_{oc} (V)	0.735	0.734	0.733	0.732	0.731	0.730

 Standard test condition : AM1.5, 1000 W/m², 25°C

Average accuracy of all tested figures is ±1.5% rel.

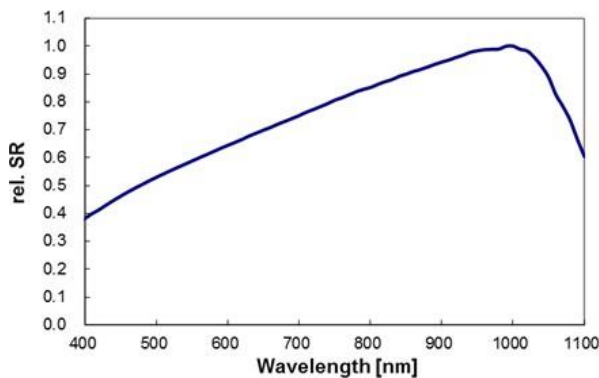
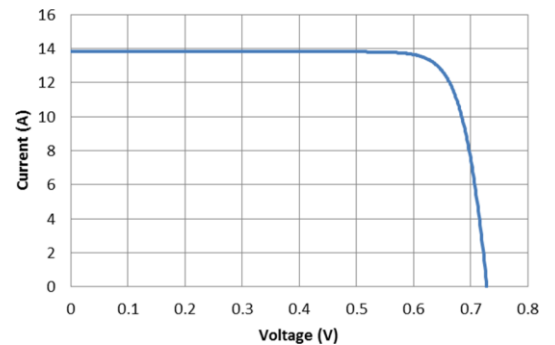
Temperature Coefficients

Current Temperature Coefficient 0.045 %/°C

Voltage Temperature Coefficient -0.25 %/°C

Power Temperature Coefficient -0.30 %/°C

 Standard test condition : AM1.5, 1000 W/m², 25°C

Spectral Response (SR)

IV Curve

 Specifications subject to change without prior notice.
 MOTeCH reserves the rights of final interpretation and revision of this datasheet.